

HOW TO USE THIS BOOK

180 Days of Reading for Kindergarten offers teachers and parents a full page of daily foundational reading practice activities for each day of the school year.

Easy to Use and Standards Based

These activities reinforce grade-level skills across a variety of reading concepts. The questions are provided as a full practice page, making them easy to prepare and implement as part of a classroom morning routine, at the beginning of each reading lesson, or as homework. The weekly focus alternates between fiction and nonfiction standards.

Every kindergarten practice page provides questions that are tied to a reading or writing standard. Students are given the opportunity for regular practice in foundational reading skills, allowing them to build confidence through these quick standards-based activities.


Question	Common Core State Standards
Days 1–3	
1–3	<p>Reading Foundational Skills 3a: <i>Demonstrate basic knowledge of letter-sound correspondences by producing the primary or most frequent sound for each consonant or</i></p> <p>Reading Foundational Skills 3b: <i>Associate the long and short sounds with the common spellings (graphemes) for the five major vowels.</i></p>
4	<p>Reading Foundational Skills 3d: <i>Distinguish between similarly spelled words by identifying the sounds of the letters that differ.</i></p>
Day 4	
1–4	<p>Reading Foundational Skills 4: <i>Read emergent-reader texts with purpose and understanding.</i></p>
Day 5	
	<p>Writing 3: <i>Use a combination of drawing, dictating, and writing to narrate a single event or several loosely linked events, tell about the events in the order in which they occurred, and provide a reaction to what happened.</i></p>

Name: _____ Date: _____

Directions Match the words to the pictures.

		
hop	shop	ship

1. hop



2. ship



3. shop



Directions Circle the word for the picture.
Write the word.

4.



_____	_____	_____	_____
_____	_____	_____	_____
_____	_____	_____	_____

shut sell

SCORE

1. 😊 😐

2. 😊 😐

3. 😊 😐

4. 😊 😐

____ / 4
Total

Name: _____ Date: _____

Directions Match the words to the pictures.

SCORE

1. 😊 😐

2. 😊 😐

3. 😊 😐

4. 😊 😐


____ / 4
Total

		
sack	shack	shark

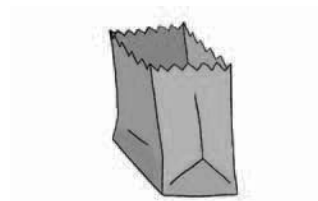
1. shark



2. shack




3. sack



Directions Circle the word for the picture.
Write the word.


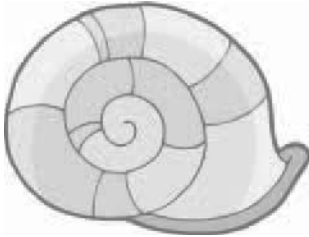

4.



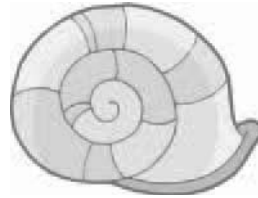
sheep stick

Name: _____ Date: _____


Directions Match the words to the pictures.

		
shed	shell	shelf

1. shelf



2. shed



3. shell



Directions Circle the word for the picture. Write the word.

4.



sharp shirt

SCORE

1. 😊 😐

2. 😊 😐

3. 😊 😐

4. 😊 😐

____ / 4
Total

Name: _____ Date: _____

Shad Shops



Shad shops on his trip.
He sees shells on a shelf.
Shad sees a ship and shark teeth.
Shad wants it all!

Name: _____ Date: _____

DirectionsListen to and read "Shad Shops."
Answer the questions.**SCORE**

<p>1. Who is shopping?</p> <p>(A) the shelf</p> <p>(B) Shad</p> <p>(C) shark teeth</p>	<p>3. Why does Shad want it all?</p> <p>(A) He wants shark teeth.</p> <p>(B) He likes everything he sees.</p> <p>(C) He is on a trip.</p>
<p>2. Where does Shad see the shells?</p> <p>(A) in a bottle</p> <p>(B) on a shelf</p> <p>(C) in the shark teeth</p>	<p>4. What is this story about?</p> <p>(A) a boy who is shopping</p> <p>(B) a boy who is on a ship</p> <p>(C) a boy looking for shells</p>

1. 😊 😐

2. 😊 😐

3. 😊 😐

4. 😊 😐

____ / 4
Total


Name: _____ Date: _____

Directions

Look at the story. What happens next? Finish the story with a picture. Label the picture.

SCORE

____ / 4
Total



The sheep is in the pen.



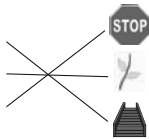
Oh no!
The pen is not shut!

ANSWER KEY *(cont.)*

Week 31

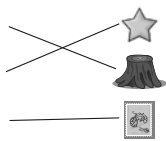
Day 1

1. step
2. stem
3. stop
4. stick



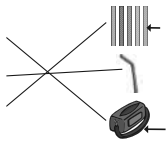
Day 2

1. stump
2. star
3. stamp
4. sting



Day 3

1. strap
2. straw
3. strip
4. string



Day 4

- | | |
|------|------|
| 1. C | 3. B |
| 2. A | 4. C |

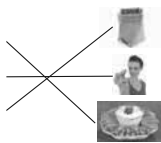
Day 5

Responses will vary.

Week 32

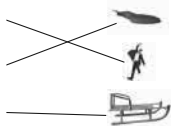
Day 1

1. snack
2. snap
3. sack
4. snip



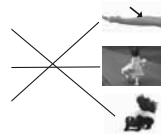
Day 2

1. slip
2. slug
3. sled
4. slick



Day 3

1. skunk
2. skip
3. skin
4. spot



Day 4

- | | |
|------|------|
| 1. A | 3. C |
| 2. C | 4. A |

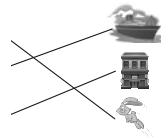
Day 5

Responses will vary.

Week 33

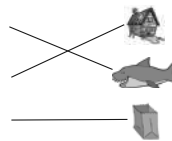
Day 1

1. hop
2. ship
3. shop
4. shut



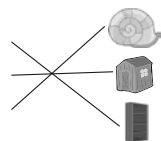
Day 2

1. shark
2. shack
3. sack
4. sheep



Day 3

1. shelf
2. shed
3. shell
4. shirt



Day 4

- | | |
|------|------|
| 1. B | 3. B |
| 2. B | 4. A |

Day 5

Responses will vary.